

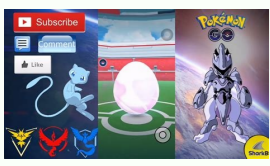


## Pokemon spoofing ios

 I'm not robot  reCAPTCHA

[Continue](#)





Pokemon go spoofing ios download. Pokemon spoofing ios 2022. Pokemon go spoofing ios 2022 free. Pokemon go spoofing ios. Pokemon go spoofing ios 2022. Pokemon go spoofing ios 2022 reddit. Pokemon go spoofing ios 2023. Best spoofing app for pokemon go ios.

If nothing works, use a virtual private network to change your location. Out of all the options available, Nord VPN would be the perfect choice. You can also try other VPNs: Express VPN, Pure VPN, IP Misish, Hola VPN, etc. Nord hides your device's current IP address and allows you to select another server from the list of supported servers. Nord VPN is very secure and protects your phone from malicious attacks. You can change the location of the device from the available servers in its interface. The app is quite easy to use and does not require a jailbroken device. Pros: Very secure and discreet Pokemon Go No Awicing Break Need Cons: You can't share your location anywhere, it's limited to paid server space (free trial only) More info: [vpn-fast-secure/id905953485](#) Conclusion: Now that you know 8 different ways to cheat Pokemon Go on iOS, you can easily meet your needs. As you can see, I have listed both iOS apps, jailbreak desktop apps and default device solutions in this post. Here's how you can easily choose your favorite Pokemon Go spoofing location on your iPhone. However, if all else fails, use a trusted VPN of your choice and get ready to catch as many Pokemon as you want! à How to cheat Pokemon Go on iOS? I want to switch locations while playing Pokémon Go, connect with new Trainers, and attend events that aren't in my area. What is the best Pokemon Go spoofer app? Because of this, they need to use the Pokemon Go iOS cheat app. Here we explain which is the best platform for iOS devices to perform GPS spoofing. Can you still cheat in Pokemon Go 2023? Pokemon Go is a strategy game, but sometimes it can be difficult to know where to go next. Pokemon Go GPS cheat apps allow you to change your in-game location and play with new trainers around the world. However, with each new update, Pokemon Go detects that players are using cheat software, resulting in account suspension. However, while playing Pokemon Go, you can use special methods to work with the cheat tool to avoid ban. The key is to use a reliable Pokemon Go spoofer for iOS, if nothing else works, help the virtual private network change your location. According to all existing Nord VPN options, this will be an ideal choice. Some other VPNs you can try Express VPN, Pure VPN, IP Vanish, Hola VPN, etc. Norths will hide the valid IP address of the device and allow you to select another server from the supported list. Nord VPN is extremely safe and will protect your phone from every malicious attack. You can change the location of the device on the servers in the interface. The application is very easy to use and does not require a jailbreak device. Latest Words: Now you know the 8 different ways to usurp the Pokemon operating system in iOS, you can easily meet your needs. As you can see, I changed this post with Jailbreak and standard device solutions with iOS and office applications. So you can select your favorite usage option to find Pokemon Go iPhone. However, if nothing else does, use reliable VPN and get ready to capture as much pokémon as you want! How can I go to Pokémon iOS? I want to change the place by playing Pokemon, interacting with new teachers and participating in invisible activities in my region. What is the best iOS Pokemon Go Flore application? The best way to continue for teachers looking for new challenges or friends to play Pokemon Go is usurping. To do this, they need to use the use of iOS Usurpion Pokemon GO. Here we will share which platform is the best for iOS devices to usurp GPS. Can you always travel to Pokemon Go 2023? Pokemon Go is a strategic game, but sometimes it is difficult to know where to go. Thanks to Pokemon GO, which usurps GPS applications, you can change the game and play with new coaches around the world. However, with each new update, Pokémon GO says that players use the usurpation software that leads to account ban. However, every time you play Pokemon, you can configure special methods by managing the booty tool to prevent ban. The main problem is the reliable use of Duthier Poofmon in iOS, in the next section. The best way to download a special Pokemon Go Spourber Pro iOS, such as Itoolob Anygo, can be the best way to play a game that is not identified in your choice area. With the iPhone, you can switch to any world and play with new and experienced players. In addition, any of them facilitates to participate in certain actions and receive a unique award. The video course practical program allows you to jump the device to more than one place at a time. Not just because you can imitate your GPS movement on the route. The vehicle also works at iOS 16 and access the modern version of Windows and MacOS. Check out a comprehensive Pokemon Go Play Manager using any Pokemon GO Foorer iOS. Step 1: Download and install any of them. In the interface, click Start to display the current position of your device. Step 2: Select the "two point route" in the upper right corner. Select the desired place on the map. And you can choose between walking, bicycle or driving speed. Click the Go button. Choose a route with several stops for many places on the map. Step 3: Moving modeling. After checking a new location, you can choose a "realistic mode" and choose another speed that looks real. Finally, click Go and start on your way. Here you can easily play Pokemon GO and unlock new features and prizes. If you are afraid that you will be banned to access Pokemon Go, we recommend that you look at the Pokemon Go Cololdown graph to use Anga. With the waiting time timer, you should wait for another activity. Also read: Pokémon GO's cool timetable Pokemon Go Spourmer iOS safe? Pokemon GO players should be careful not to change the GPS position very often, because Niantic can prohibit them. However, Niantic cannot explain you with the souls. However, if they notice the use of sporatism, it may block your studio account. However, any pro-fooring Pokemon iOS will provide your games safely and add the waiting process. This is an additional security feature that prevents players from changing GPS very often when playing Pokemon GO. In this way, players will relax for 1-2 hours. People also ask Pokemon's deceptive iOS clears up all the confusion. D1: Can you emulate Pokemon Go 2023 Android? Yes, Pokemon is entirely possible to make it way to Android. Itoolob Anyngo also supports Android devices. However, a fake GPS app is required to do this, so mask the device's position. Before that, you need to enable developer mode on your Android phone. D2: Is it illegal to mimic Pokemon Go? According to official Niantic sources, the use of Pokemon Go Foorer for iOS is completely illegal. Pokemon GO is considered unrealistic against normal players who use traditional techniques to play and catch Pokemon outside. Also, Niantic doesn't take this behavior as just minor behavior that can allow them to ban your account in most cases if you get caught off guard. As a result, it's time to wrap up our discussion of mimicking your position in Pokemon Go. While it's fun to play, you can get bored very quickly, especially if you don't have many players coming in around you. In this case, it is recommended to choose Pokemon Go Foorer for iOS. We know that using an app like Itoolob Anygo will work best for you. However, in case of confusion, you can do a search and find the perfect correspondence! Still Pokemon GO 2020 Please, JavaScript31 Coronavirus Cutespokemon Go Fake Pokemon Go Foorer 2022 A global health crisis caused by the new Coronavirus pandemic, Covid-19 keeps humanity on the margins. Niantic issued a declaration. Today, March 25, 2020, Niantic announced changes to its Pokemon research efforts via Twitter. Basically, they are set up in such a way that their users complete the requested actions without leaving their home. All of this caused the company to make changes to its latest special paid research studies. There will be some changes to the game component to support the latest patches. Changes in tasks are mainly motivated to avoid color in the gym. 7 Gym Battles 3 Gym Battles culminate in a super effective attack on the attack 10 research tasks for gifts: According to Niantic, specific tasks will not be removed. Owner players They can complete missions before completion and get rewards. How To Get Pokemon Go Gooper iOS For Free Without Jailbreak 2022 We strongly recommend users from third party App Store. Make sure your iPhone has low power mode on iPhone. Open Settings > Contact Notifications > Enable Contact Notifications. Open Safari on your iPhone or iPad. Go to apphomic.com and visit the website. Tap search and type Poke Go Spour-Spoo. Tap on the result and immediately press the download button. Wait a few seconds for the process to complete. You will now see the full working screen. You must complete the task to proceed to the last step. Tap the task. Once you complete both tasks, Poke Go Spoofer will be automatically installed on your iPhone. Now you can open the game and enjoy. So much. Change My GPS Location to change your GPS location is still one of the best Pokemon Go emulators running on mainstream iOS devices. As the name suggests, it allows users to change their GPS location to anywhere in the world and send a fake location to their friends on WhatsApp or Facebook. It works fine in apps, but according to reviews, it shuts down when you're doing something else on your phone. You May Also Like: How To Get Dratini Pokemon Let's Go Or Is There An Alternative To iSpoofer iOS If You Can't Download iSpoofer Pokemon Opermons iOS Don't Worry! You're not alone. To download, install and set up Pokemon, go to your computer. ISPOOFER requires a lot of effort. The good news is that we have a better solution for you to fake your iOS location in Pokemon Go. Ultfone is nothing but an iOS location changer. Use Ultfone iOS Location Converter to easily change or fake GPS location on your iPhone without leaving your device. It works with all your local apps available on your device, including Pokemon Go. The software is compatible with all leading iOS devices. What else? It supports two-point and multi-point movement at customized speed. This will make your Pokemon app think that you are actually walking or moving. This significantly reduces the ability to catch. Are you ready to learn how to use Ultfone iOS location changer? Here's a step-by-step guide on how to use your iPhone's jailbreak software. Step 1: Open it after installing the software. Press "Enter" key on the main interface. Step 2. Connect the device to the computer using a USB cable. Step 3: Enter the desired location and then press the search icon. Press the initial concentrator to change the location from the left field and button. On your iPhone, all applications based on the location, including Pokemon Go, change in accordance with the position that you installed using software. If you have performed the processes and steps described above, you can easily and easily emulate iOS in Pokemon Go. Move the game sitting on the couch. Do not forget to share your reviews in the comment field after using this application. If you know the best Fuler Poke Go Go for iOS, share with us in the comment section. Also read: Pokemon Goto? What are you doing in the leadership according to the schemes, what you are doing without the help of a computer, then the management of iOS schemes for you. This application facilitates the disguise. Before installing the application, check the following steps and you need to make a jailbreak of your iOS device. Download the jailbreak application after loading Cydia. Just setting up. The prosthesis can be used for free. The operation is simple. You can fix any desired position. Escape from prison is required. Detection of Niantic.NORDVPN POKEMON Go Foorer is the best VPN Pokemon Go Best VPN for a fake location. It will not be difficult for you to find a server in the country at your choice with a large park of servers. Your real IP address hides several locks and a reliable Aes-256 encryption barrier. Unusual game experience is also guaranteed thanks to the Nordlynx tunnel protocol and high recording speed. It doesn't matter how good VPN is. Perhaps your VPN connection will be interrupted for some reason. However, with NordVPN, your IP address is not activated by accident due to the reliable destruction key in applications for iOS and Android. You will receive 6 simultaneous connections. Thus, you can share the remaining nests with your friends or family. You can get all these functions for \$ 3.29 per month. Read our NordVPN review to find out more. In addition to a large server park, you will receive the GPS fake function. If you buy Surfshark, you do not need the Pokemon Go application! That program is also impressive in other respects. For example, your IP address will always be protected by a strong murder switch and one of the strongest AES-256 encryption methods. In addition, Surfshark is one of the fastest VPN, so you are promising a smooth and quick game experience.

For more information, read our Surfshark review. It connects to the iPhone via Bluetooth and allows you to deceive Pokémon Go without installing fraud apps or modifying iOS devices. So this is the safest way to avoid iOS devices. So what is the minus? It's \$ 79 per lightning! Quite a big sum just to make fun of playing without leaving. However, it makes sense if you do not want to worry about signing or using alternative accounts every time. This is a one-time investment. If you do not want to invest, iPogo always costs \$ 20 a year. Both have their advantages and disadvantages, depending on your budget and use. Pokémon Go ++ APK Filipogo Hack! iOS 15.1! Free, relax! Needing a notebook/computer/computer! Show mono go spoofer! Valid in 2021. November 8th The second method involves installing the Pokego ++ APK modification with a joystick and GPS fake feature. Be sure to remove the default Pokémon Go before installing a modified Pokémon Go ++ PGSHARP Pogo ++. APK | Ipogo.Apknow enables unknown sources on your phone. This option is displayed by clicking the APK file to install it. You have installed Pokémon Go ++ Hack for Android / iOS, that is, Hack Poke GO ++. Post your comments below. Share and subscribe. Both methods require a computer. Use the Jailbreken to sign an IPA signing tool like Reprovision, which operates directly on your iPhone. Let's install fake iOS using the app. POOPERX IPA can be uploaded to your iPhone using side upload. If you do not have your own Creator Certificate, the program maySign up with a free Apple account for 7 days. After this time, the application will be canceled and will no longer work. In this case, reinstall it. Step 1. Download SpooferX IPA from the link at the top of this page. Step 2. Open the Sideloadly file in the application to be installed. Step 5. Enter your Apple ID in the IPA file. Step 6. Click on the Start button to migrate the IPA file to your device. Step 7. If prompted, enter your Apple ID password. You can also use the quick link at the top of this page. The Install with Sideloadly button automatically downloads and installs the latest IPA with just one click. Once the file is verified and installed on your iPhone or iPad, the apps must be authorized for use by a developer account associated with your Apple ID. Go to Settings to allow the app to run. Step 1. Open the Settings app from the home screen. Step 2. Go to General VPN and Device Management. Step 3. Click on the developer app with your email. The risks of Pokémon Go GPS SPOOFINGPOKã@my GO GO It can be done in a few clicks, but you may be wondering if there are any risk factors or if your phone could be hacked if you use it for a long time. The simple answer to this question is a great location point for iOS location tracking. Ultfone's experienced team keeps the software updated, protecting users and improving the user interface over time. However, when changing GPS coordinates for Pokémon GO, keep the following in mind: Your location will be changed for all location apps available on your iPhone, such as WhatsApp, Facebook, Google Maps, and Snapchat. Read Read: How Pkelmon Mega Pokémon Spawn Also Read: And when you get Pokémon, you get new Pokémon. And No PC Pokémon Go Spoofer No Check 2022 Can you run the brand new Pokémon Go on iOS? Unfortunately, you cannot emulate Pokémon Go on iOS. How to scare an iPhone in Pokémon 2021? There is no way to emulate an iPhone in Pokémon 2021. What is the best trickster for Pokémon Go iOS? There is no one-size-fits-all answer to all of these questions, as the best Pokémon for Pokémon Go iOS will vary based on your specific needs. However, some general tips that may be helpful include using a VPN and IP address spoofing.Are you hacking Pokémon Go 2020? There is no definitive answer as spoofing in Pokémon Go 2020 would likely require access to the game's internal code, which says the game is associated with a different region or account. - Using third-party tools that can change certain game settings, for example B. The characters seem to be in a different position. Can you still cheat Pokémon Go 2021? There is no way to simulate Pokémon Go 2021 because the game is still in development. How to simulate my position? On iOS? There are several ways to spoof your position on iOS. You can use a third-party app, change your network settings, or use a VPN. Is Itols for Pokémon Go for sure? Can I use PGSHARP on iPhone? Yes, PGSHARP can be used on iPhone. How to use ipogo? Does a VPN work as a spoofer? A VPN doesn't act like a spoofer that you're looking for to spoof on your iPhone. Select a mode and start moving your location. However, due to the high cost of this technology, it is better to buy a computer and use a Pokémon Go spoofer like Mobitrix MagicGo. Remember not to change your GPS position too often as Niantic might disable it. However, Niantic cannot detect it with a spoofer. However, if you notice the use of a spoofer, the study might ban your account. However, Anygo App for Spoofing Pokémon Go on iOS will maintain your safe and healthy gaming activity with extra recovery time. This is another safety feature so that players don't change their GPS positions too often while playing Pokémon. In this way, players rest for 1-2 hours. Because you need Pokémon Go Hackpokemon Go Hackpokemon Go plus and us to play Pokémon Go without leaving the house. Even when we are at home, we can teleport anywhere in the world and control our characters with a convenient and functional virtual joystick. He will be happy to leave the house due to illness or other reasons, which is fantastic at the momentposition. It will be easier to buy a rare Pokémon and show it to your friends. Unlike the original program, you will be able to put yourself in front of your friends and capture stable virtual creatures. Pokémon Go ++ B navigation, you can easily walk around the game using the joystick. You can quickly move your character to the places you want and improve your game. Other Features of Pokémon Go Plus: Automatic features of this modded Pokémon Go application that makes the game hassle-free. Pokémon will come in food, including raids and quests. In addition, players are updated almost everything that plays the game. It will have the ability to win every Pokémon battle because it has the functionality to control the model and develop advanced plans. Customize recall alerts. You can also automatically call a Pokémon next to you for a quick catch-up. This hack can accompany real life walking around Pokémon. You can walk with the joystick without walking and catch many Pokémon. The latest Pokémon Go ++ iOS version and the above and Android version does not work with real estate tutorial vpnpokone Go (iOS / Android) with download. Player error 12: Unable to detect space. POK © My GOCan have several reasons for your presence: finding my smartphone activated my smartphone can't get GPS signals because your VPN contact information has been deleted on your smartphone, VPN, IP leak, what can you get away with it Given what you can lead to it , what you can lead to what you can lead. You can make sure the following solves your problems: Zoom in again. To do this, go to settings, then to your room options. From now on, you can turn off the local service and activate it later. Add cache and data to your game. Connect to another VPN server in your VPN. Pokémon Golf, Gob in VPN wants to reduce the chances of knowing where you study, where you are, VPN can help VPN. If your GPS contact information and IP address match,There will be little reason to suspect that your fraudulent domain is fake. Here are the best VPN for work. From the device to the PC. Research the tool. Depending on your needs, select three options on the left side of the panel and then press enter. Replace your real location with a fake location when the map appears on the screen. In the Change Location window, select other parameters such as speed. Click the "Change Month" button. However, it only supports iOS 12 and earlier versions. Let's see how it works. Recommended Reading: When Pokémon Black Comes Out